

Base Station Antennas

915 Single Wire Dipoles

Single wire dipole antennas, spot-tuned to the required operating frequency, are the most efficient antennas for use in HF base stations. They are simple to install and have a relatively narrow bandwidth and requires only minimal maintenance.

When several frequencies are required at a base station, several dipoles can be stacked one above the other between two towers. An antenna switch box BC91600 can be used to switch to the required dipole depending on the channel.

General Specifications

Frequency range	500KHz - 30MHz
VSWR	Less than 1.5:1
Impedance	50 ohm
Construction	Stainless steel radiators

Other Antenna Types

In addition to the antennas described in this brochure, we can supply other antenna systems including:

- Rotatable log periodics
- Deltas
- Rhombics
- Conical monopoles

Antenna systems can also be designed and manufactured to suit specific customer requirements.

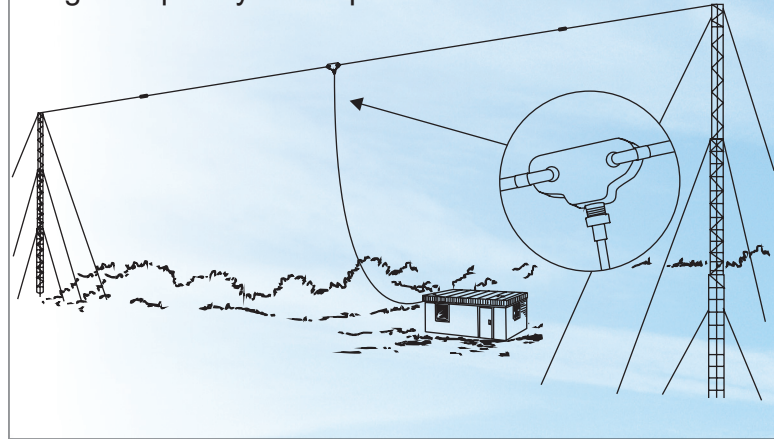


Head Office:
Barrett Communications Pty Ltd P O Box 1214,
Bibra Lake WA 6965 AUSTRALIA
Toll Free Tel: 1800 999 580
Tel: (618) 9434 1700 Fax: (618) 9418 6757
email: information@barrettcommunications.com.au

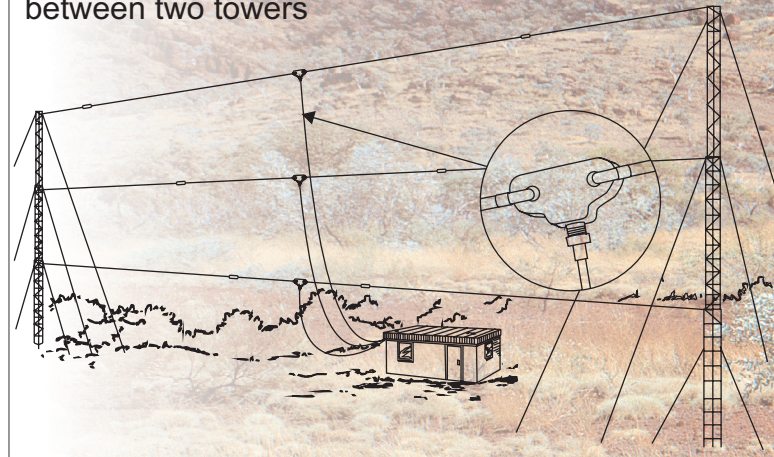
European Office:
Barrett Europe Limited, Unit 9, Fulcrum 2, Victory Park,
Solent Way, Whiteley, PO15 7FN UNITED KINGDOM
Tel: (44) 1420 542254 Fax: (44) 1420 543373
email: information@barretteurope.co.uk

Americas Office:
Barrett USA LLC 15941 W. 65th Street
Suite 373, Shawnee, Kansas 66217 USA
Tel: +1 913 322 6231 Fax +1 913 273 0779
email: information@barrettusa.com

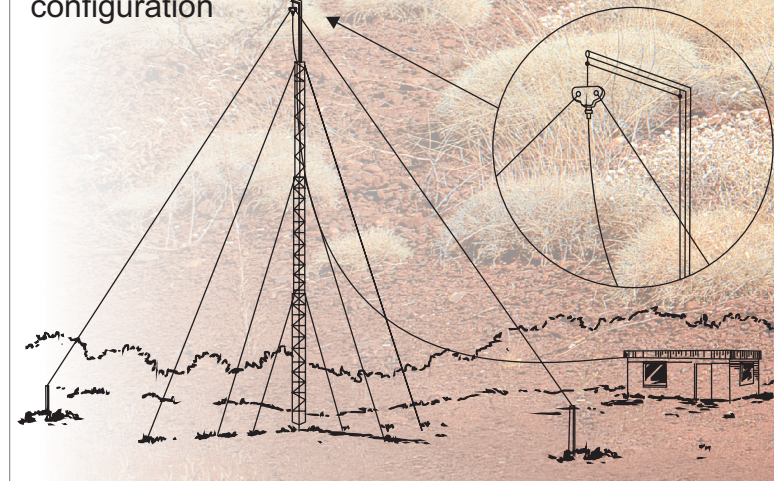
Single frequency wire dipole



Several single frequency wire dipoles positioned between two towers



Single frequency wire dipole in an inverted "V" configuration



Base Station Antennas

www.barrettcommunications.com.au


Base Station Antennas

912 Series Broadband Dipoles

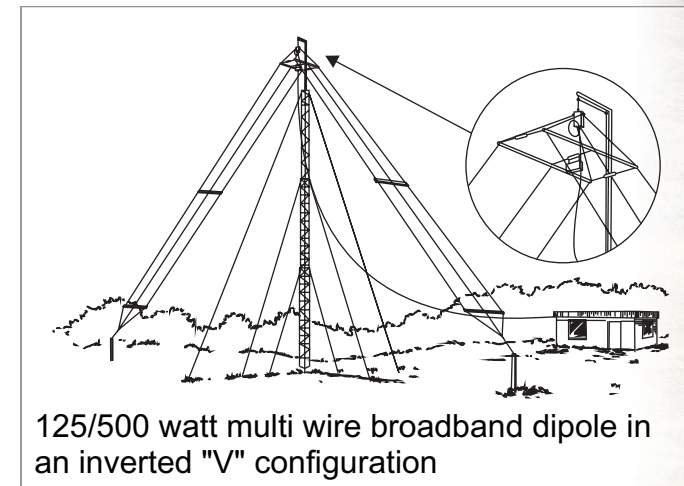
The Barrett 912 series of broadband base station antennas are designed for use in either an inverted "V" configuration using a single mast, or a standard dipole configuration between two masts.

In the inverted "V" configuration the 912 provides a more omni directional radiation pattern. All broadband antennas in the series are designed to provide optimum performance over a wide HF spectrum, without the need for antenna tuners.

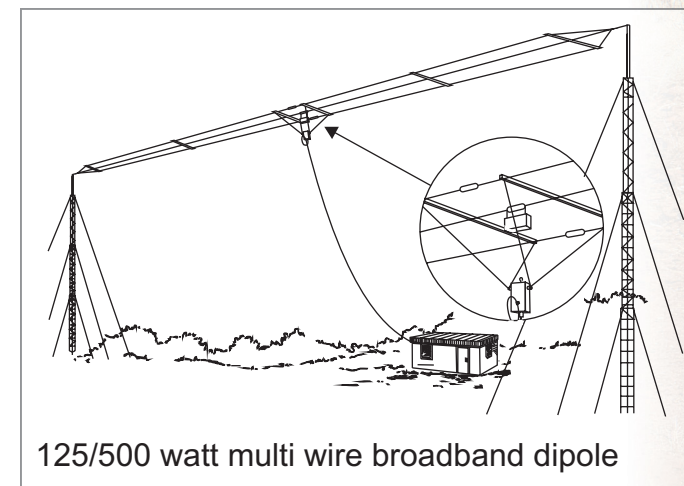
Using high quality stainless steel and glass reinforced composites the 912 series of broadband antennas are lightweight and corrosion resistant, but are able to withstand wind speeds in excess of 200km/h. The antennas are supplied complete with an inverted "v" mounting harness, 30 metres of coaxial cable and high quality waterproof connectors.



1000 watt multi wire broadband dipole




125/500 watt multi wire broadband dipole in an inverted "V" configuration



125/500 watt multi wire broadband dipole

125 watt single wire broadband dipole in a limited space configuration



Base Station Antennas

MADE IN AUSTRALIA

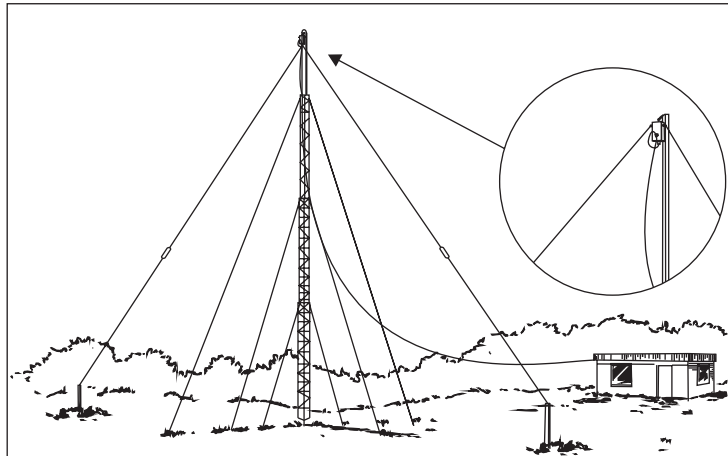
BCB900ANT/6



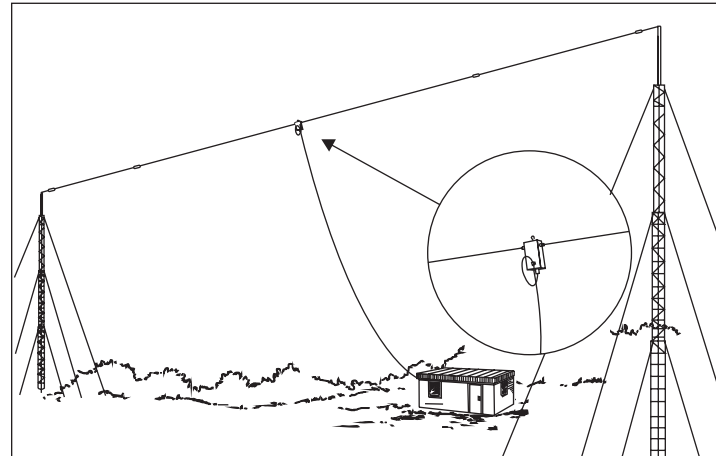


Base Station Antennas

912 Series Broadband Dipoles

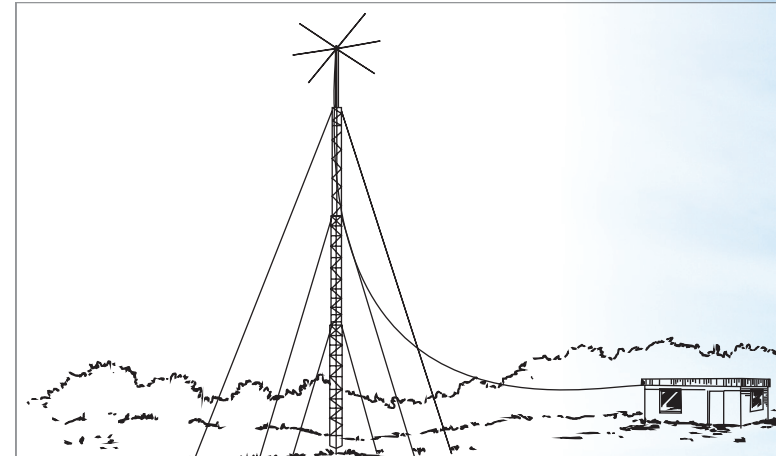


125 watt single wire broadband dipole in an inverted "V" configuration



125 watt standard single wire broadband dipole

913 Series Helical Dipoles



3 frequency helical dipole

General Specifications

Frequency range	2 to 30 MHz
VSWR	Less than 2.5:1
Impedance	50ohm
Max Wind speed	207km/h

BC91200 125 watt multi wire broadband dipole

Length insulator to insulator	28 metres
Width	1.3 metres
Power handling	125W CW, 250W PEP
Packed weight	6kg
Packed dimensions	1.4m x 150mm x 100mm

BC91202 500 watt multi wire broadband dipole

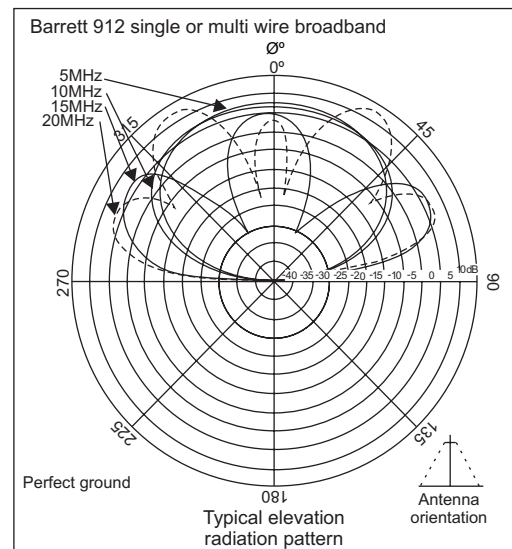
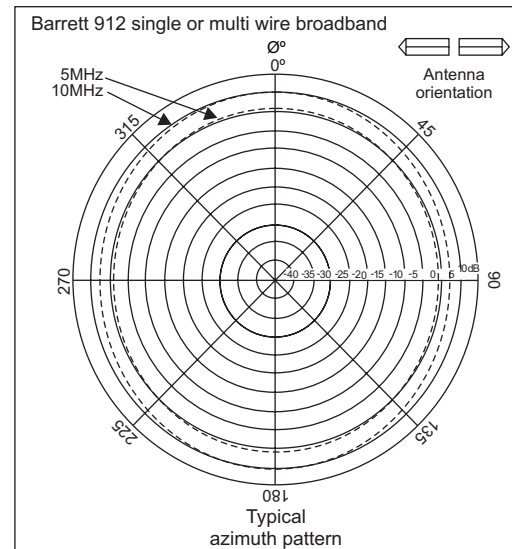
Length insulator to insulator	28 metres
Width	1.3 metres
Power handling	500W CW, 1250W PEP
Packed weight	13kg
Packed dimensions	1.4m x 300mm x 150mm

BC91203 1000 watt multi wire broadband dipole

Length insulator to insulator	28 metres
Width	1.3 metres
Power handling	1000W CW, 2500W PEP
Packed weight	20kg
Packed dimensions	1.4m x 300mm x 150mm

BC91201 125 watt single wire broadband dipole

Length insulator to insulator	48 metres
Width	n/a
Power handling	125W CW, 250W PEP
Packed weight	2kg
Packed dimensions	250mm x 300mm x 75mm

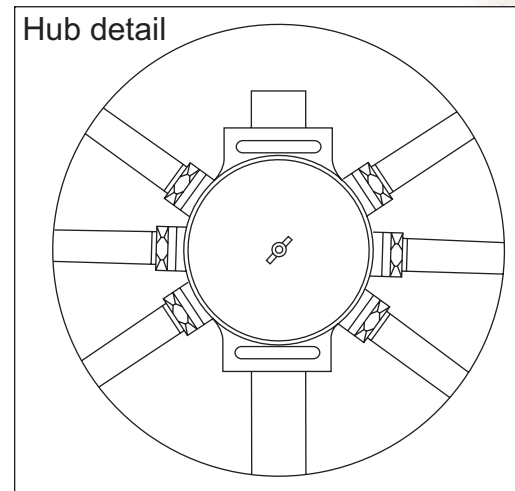


The Barrett 913 series helical dipole antenna is designed for use in base station installations where the use of wire dipoles or broadband antennas is impractical.

The construction and ease of assembly make the 913 series ideally suited to sites where space is restricted or where it may be necessary to periodically dismantle in order to relocate a temporary base station. In environments where manmade noise causes a problem when using a broadband antenna, signal to noise ratio is improved by the narrow bandwidth characteristics of the 913 helical dipole.

The hub is designed to be mounted on either a 50mm diameter support mast or an existing tower. The antenna comes complete with 30 metres of RG58 coaxial cable and high quality C32-21 waterproof connectors.

Barrett 913 antennas are ready to erect, in kit form, with threaded mounting bolts which attach directly to the central hub.




General Specifications

Frequency Range	2-30MHz
No of Frequencies	5 (Max)
VSWR	Less than 1.7: 1
Impedance	50 ohm

Antenna Dimensions:

Overall	Standard 7 metres Optional 4 metres
Hub	Width 235mm Height 210mm Depth 50mm



3 frequency helical dipole

Base Station Antennas